

P90 Technical Specifications & Seating Configurations

April 2020



Team

Artistic Director – Jez Bond
Executive Director – Rachael Williams
Development Director – Dorcas Morgan
Development & Producing Assistant – Daniel Cooper
Associate Artistic Director – Melli Marie
Technical Manager – Sacha Queiroz
Deputy Technical Manager – Neal Gray
Venue & Volunteer Manager – Barry Card
Finance Manager – Elaine Lavelle
Finance & Administration Officer – Declan Sheahan
Access Coordinator – Sarah Howard
Community Engagement Manager – Nina Graveney-Edwards
Sales & Marketing Director – Dawn James
Sales Manager – Julia Yelland
Marketing Manager – Liam McLaughlin
Administrator – Melissa Bonnelame
Head of Food & Beverage – Oli Mortimer

Park Theatre

11-13 Clifton Terrace
Finsbury Park
LONDON
N4 3JP

Technical Manager: sacha.queiroz@parktheatre.co.uk

Deputy Technical Manager: neal.gray@parktheatre.co.uk

Front of House: foh@parktheatre.co.uk

Access Coordinator: sarah.howard@parktheatre.co.uk

Sales Manager: julia.yelland@parktheatre.co.uk

Administration: melissa.bonnelame@parktheatre.co.uk

Please make contact with the relevant department to find out more information.

Important Information:

- **Submit LX plans, Set plans, Hanging Plots and RA's no later than 7 days before the Get-In.**
- **Set plans should be submitted 14 days before the Get-In.**
- **Your Get-In starts on the Sunday 6pm till 10pm, we will provide 4 general crew for this time.**
- **Access times are 10am till 10pm until the first Saturday or Press Night, whichever is first.**
- **There must be a Production Manager/Company Appointed Person present for both the Get-In and Get-Out.**
- **Front row, floor seats (nearest the audience entrance) must be free to be used as wheelchair positions with no obstructions. Including a small turning circle.**
- **There are two fire exits in P90, these cannot be obstructed.**
- **A site visit is mandatory.**
- **P90 house lights will need to be made out of the lantern stock and circuits in the space.**
- **The doorway into P90 is 2040mm x 1004mm, all items delivered must fit through.**
- **The load in from the front door to the Park90 door is approximately a 46 metre walk and up one half flight of stairs.**
- **The theatre walls cannot be re-painted.**
- **Check with us before screwing into the floor or walls.**
- **Any damage to walls or floor through fixings, will need to be restored on the Get-Out.**
- **No double-sided carpet tape to be used on the floor or walls.**
- **Any show waste must be dealt with by the company.**
- **Park Theatre holds no masking.**
- **We does not have any storage for flight cases/rubbish/tools.**
- **Your Get-Out will be on the Sunday 10am till 2pm, we will supply 4 General crew for this time.**
- **Post Get-Out, all of your shows equipment/costumes/props/hires/returns/tools must be dealt with and leave the building on that Sunday. Storage may be available at a cost.**

Space:

Stage Height to Grid = 4400mm

Stage Height to underside of gallery = 2684mm

Stage Height to concrete slab = 3380mm

Mixer Desk Position = Located on upper walkway

Lighting Desk Position = Located on upper walkway

Screwing and fixing of any kind into the floor, walls and ceiling requires written authorisation. If your request is authorised screw lengths must not exceed 36mm.

Lighting:

Desk: ETC ELEMENT

The desk is positioned on the technical gallery but can be placed in the Theatre during technical rehearsals.

There are multiple DMX outlets to IWB's and patch panels, they can be patched in the dimmer room by Park Technical ONLY.

Working light is provided through recessed ceiling skylights, providing natural light – these can only be operated by Park Technical and cannot be used as part of your show. There are Fluorescent tubes located in the grid and blue LED bulkheads in wing spaces providing additional working light and backstage blues.

Depending on the seating configuration the view of the stage can be slightly obscured for the Operator. A Camera and monitor may be a solution (not supplied).

Dimmers

There 54 circuits on ETC Sensor3 2.3kw dimmers distributed around the theatre.

8 circuits on each of 6 internally wired bars totalling 48 circuits overhead. There are 6 circuits on the stage level which are paired with 6 circuits on the technical gallery.

All outlets are European Ceeform 16amp sockets and the DMX is standard 5 pin XLR.

House Lights

P90 house lights will need to be made out of P90 stock, usually the 6 birdies. They will need to be serviced by the 54 dimming circuits available in the space.

Levels must be approved by Park Theatre before the 1st preview performance of the production.

House Lights should also be available on a submaster for Access Performances.

P90 DMX Patch

Please ensure the following addresses are NOT in your patch:

481, 482, 483, 484, 486, 487, 488, 490, 491, 497, 498, 499, 500, 501, 502, 503

Lanterns

- 4 X Selecon Rama 1kw Fresnel
- 12 X Selecon Acclaim 650w Fresnel
- 12 X source 4 25/50 JNR 575w
- 6 X Birdies (for house lights)
- 6 X Short Nose Parcan 1k
- **We do not stock gobos or gobo holders**

Layout of Bars

Park90 has been designed in a grid system offering a total of 6 internally wired bars running across the space and 4 plain rigging bars running and down.

There is an LX bar separate running under a concrete slab.

Please note there are no flying facilities in Park90 and any scenic cloths and drapes must be dead hung or installed on fixed curtain tracks (not supplied).

Other Lighting Information

Assorted lengths of TRS, DMX and cat5e data cable. **Visiting companies are strongly advised to ensure provision is made for required cable length prior to your arrival.**

All Park Theatre lanterns are supplied with a hook clamp, safety bond and colour frame. Incoming productions and designers will be allowed to re-colour, focus and rearrange equipment to the needs of their own purposes. **If your production requires any accessories such as a clamp to be removed it is a requirement as part of your get-out to reinstate these.**

House Lights are to be made from circuits in the P90 and out of the lantern stock (6 birdies). Levels must be approved by Park Theatre before the 1st preview performance of the production.

Please submit a lighting plan to Park Technical no later than 7 days before your production is due at the Park Theatre. Where possible have all circuits and gel colour CLEARLY MARKED.

Any equipment hired or owned by the visiting company must be PAT tested prior to use in house at Park Theatre and related paperwork must be provided.

Any lighting Practicals brought in to the theatre can be inspected at any time. If they are deemed unsafe Park Theatre reserve the right to ban their use until they are corrected.

All the lighting is controlled by DMX 512 protocol distribution network.

Park Theatre would be more than happy to source any additional equipment and gel required for your production – prices can be made available on request.

On completion of your run during the Get-Out you are required to de-rig all fixtures and return the room to how it was found on your arrival.

Sound:

Equipment

- 4 x Tannoy VX8 speakers with amps
- Soundcraft FX16ii Mixing Desk
- Tascam CD-200i CD & MP3/iPod Dock
- 4 channel cue light system (10 outstations shared between venues)
- 6 x Tecpro party-line wired comms (shared between venues)

Co-ax and Cat 6 throughout. Show relay and BGM – all BOH speakers switchable between venues.

Other Sound Information

Any externally sources radio equipment used on Park Theatre premises must not infringe on frequencies used in house and/or other visiting companies. Park Theatre reserves the right to instruct visiting companies to control the frequencies of radio equipment should any issues arise. Please feel free to contact Park Technical for details of current frequencies used.

Power Distribution:

General local power outlets are located through the auditorium.

Set Rigging:

If you are hanging pieces of set or steel works, we must see a hanging plot at least 7 days before your Get In. We will need to see weight loads and method statements.

Any rigging equipment required must be supplied, tested and appropriately rated.

Stage:

On the Thrust 2, L Shape and End On configurations there is a shaded area of the playing spaces where you cannot raise the stage or block the area without permission (See P90 Plans and Configurations at the end of this document). This is because it may cause an obstruction to the Fire Escape.

If your raised set plan is approved it may be under the condition that you provide an ASM at stage level to oversee your Risk Assessed Fire Evacuation Plan, one can be supplied at a cost to the Company. If you wish to raise the stage in this area please contact Park Technical ASAP for approval.

From when your crew and company enter the space until after the Get-Out we expect you to follow these Safety and Housekeeping rules:

- **If your Company's Risk Assessment deems it appropriate, steel toe cap boots, hard hats (when overhead work is carried out) and high-vis vests should be worn.**
- **You are not to climb on, cut materials or paint on or around the seating in the auditorium.**
- **If the Cafe Bar is open, these spaces must be kept clear and tidy with minimal noise being made.**
- **We have one set of 7ft Zarges, 10ft Zarges plus 2 step ladders. On a double Get-In/Get-Out these must be shared between both spaces.**
- **We do not have storage for flight cases, equipment, tools or rubbish.**
- **All rubbish/scrap/off cuts must be dealt with and removed by the first Saturday or Press Night, whichever comes first.**
- **When the Get-Out is complete Park Technical and the Production Manager/Company Appointed Person will do a final walk around to check everything is satisfactory.**

Drapes and Masking:

Park Theatre does not stock any soft or hard masking. However, we have a collection of masking from old shows which may be recycled. Please check with Park Technical about looking at these items.

Stage Management:

Calls

Stage managers must be on 2-way radio (with an ear piece) from the half until the end of the show, this is for essential communication with Technical and FOH and to facilitate an evacuation or emergency situation.

SMS will also need to make their FOH and BOH calls from a paging system (located at show control). This will include House Open, 5, 3, 1 minute calls, as directed.

Smoking

Smoking on stage can be authorised. Please be aware that Park Theatre only allow the smoking of HERBAL cigarettes on our stages.

Laundry

There is a laundry room with a washing machine and tumble dryer backstage. This is for the use of both companies and you can usually work out a rota between you.

Get-Out:

You will have 30 minutes after your last show comes down (Saturday PM). Then your Get-Out time will be on the Sunday from 10am till 2pm, we will supply 4 General crew for this time.

In this time you must ensure:

- **All of your show's equipment, costumes, props, hires, tools and returns are dealt with and leave the building on the Sunday of your Get-Out. Limited off site storage may be arranged at a cost.**
- **All of the set is removed and the stage is as you found it.**
- **Park Theatre will decide if the stage area needs to be re-painted, please bring a tin of Flints Black paint.**
- **You have removed any nails, screws or staples used.**
- **All props and costumes are packed up.**
- **You have cleared and cleaned your dressing rooms (including the dressing room and green room fridges).**
- **The auditorium is clean and tidy as agreed with Park Technical and the Production Manager/Company Appointed Person.**

Also Available:

Also at an additional charge we can provide the following additional technical equipment (subject to availability):

Equipment	Day Hire	Week Hire	4 Week Hire
Unique Hazer	£40+VAT	£70+VAT	£224+VAT
Wireless Hand-held Microphone	£30+VAT	£60+VAT	£192+VAT
Sure SM58	£5+VAT	£10+VAT	£32+VAT
Christie LX605 Projector	£50+VAT	£120+VAT	£400+VAT
Yamaha Digital Piano	£25+VAT	£100+VAT	£200+VAT

If you require and crew for a Get-In or Get-Out we may be able to help book them. This is on a show by show basis.

Park Theatre may be able to supply some other consumable items at a cost- screws, Flints black paint, painting equipment, Flambar, tape, drill bits. Prices available on request.

Dressing Rooms:

Park Theatre Dressing Rooms are as follows:

Dressing Room A – 7 Stations

Dressing Room B – 5 Stations

Dressing Room C – 4 Stations

All dressing rooms have make up lights, mirrors and fridges.

Companies will be expected to share dressing rooms in a festival style where necessary. Private/Star Dressing Rooms are not possible and it should be expected that different companies and different sexes may share dressing rooms, particularly when we have large casts. All company members should be aware of this so that their expectations are clearly managed by the Producer prior to arrival. This should be seen as a collaborative and non-territorial approach to providing great shows to audiences. Please contact the Venue & Volunteer Manager to arrange dressing room allocation.

Backstage Washroom Facilities:

Two toilets (one with disabled access) plus two unisex showers.

General Information:

The entire building, including the auditoria, is air conditioned. Show relays (switchable between our two spaces) are feed to the BOH areas (dressing rooms, green rooms etc).

The lighting desk and dimmers are ETC. There are patch panels in both spaces to facilitate running video/projection for shows without having to run cables around the building.

Access/Parking:

Get-in access is through the front doors of Park Theatre on Clifton Terrace.

Park Theatre cannot offer any parking at all. On Sundays the parking restriction outside the theatre are exempt. However, as we are located close to Arsenal Football stadium, full parking restrictions are in place when there is a home match.

Items coming into Park90 must comfortably fit through a doorway measuring w1004mm x h2040mm. Large items may need to be removed from flight cases in the main foyer/cafe area and carried into the theatre space.

There is a small passenger lift that can also be used to transport flight cases one case at a time from street to stage level. The lift has a maximum weight capacity of 630kg. Any damage caused to the lift will result a charge to the Producer.

There is very limited space outside of the theatre spaces and due to this the visiting company must make arrangements to store any empty flight cases off site for the duration of your run. It is advised that if you undertake hires for your production that an arrangement is made with the hire company to take away any empty cases following your get-in, as space is very limited. Limited off site storage may be arranged at a cost.

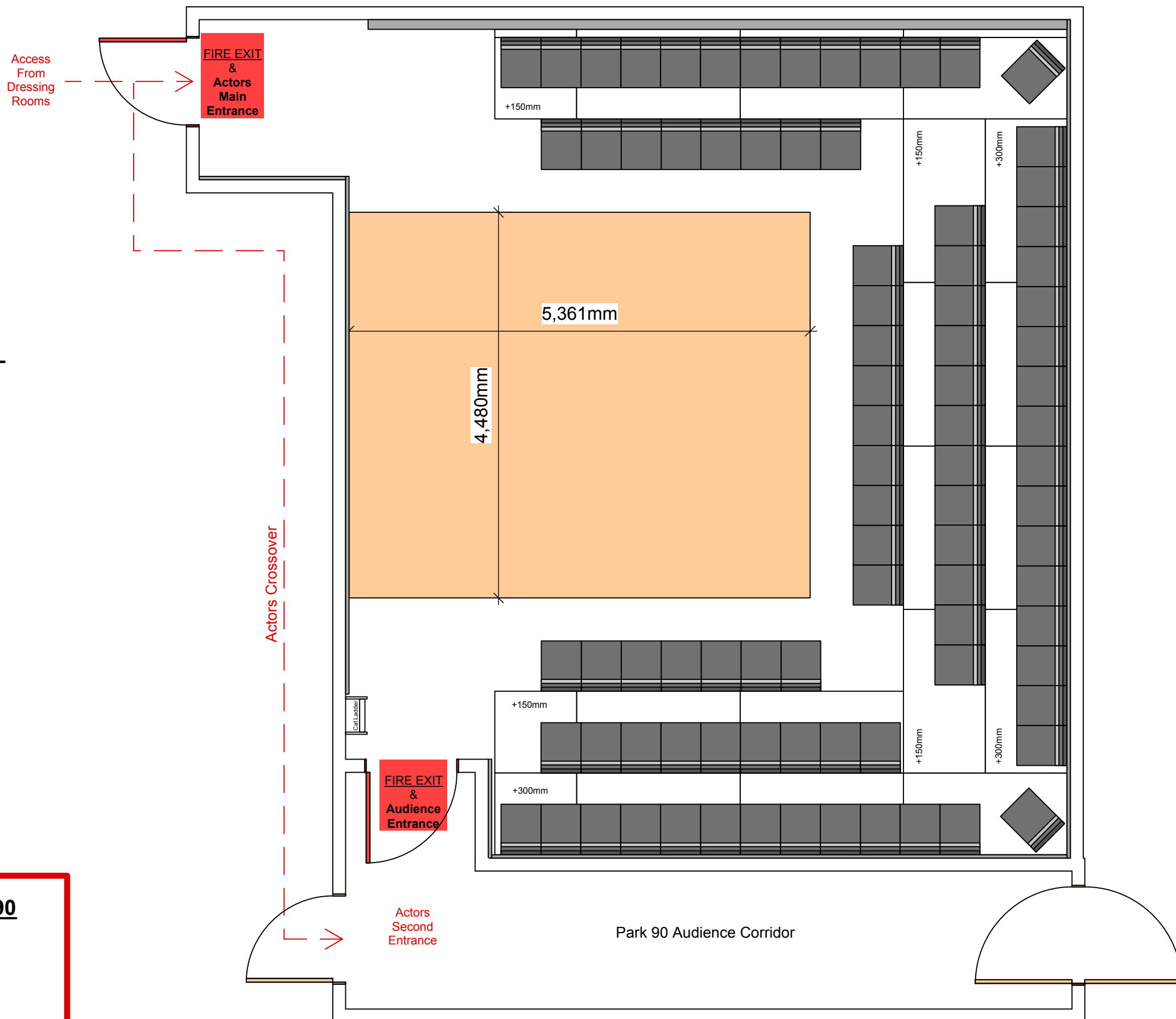
Thank you & have a great run

VWX, DXF/DWG, DWF files available on request

Seating, LX and Set plans Are Below:

THRUST 1

87 Seats



Park Theatre, Park90

January 2018

SCALE - 1:50 @ A3

Technical Manager

sacha.queiroz@parktheatre.co.uk

Deputy Technical Manager

neal.gray@parktheatre.co.uk

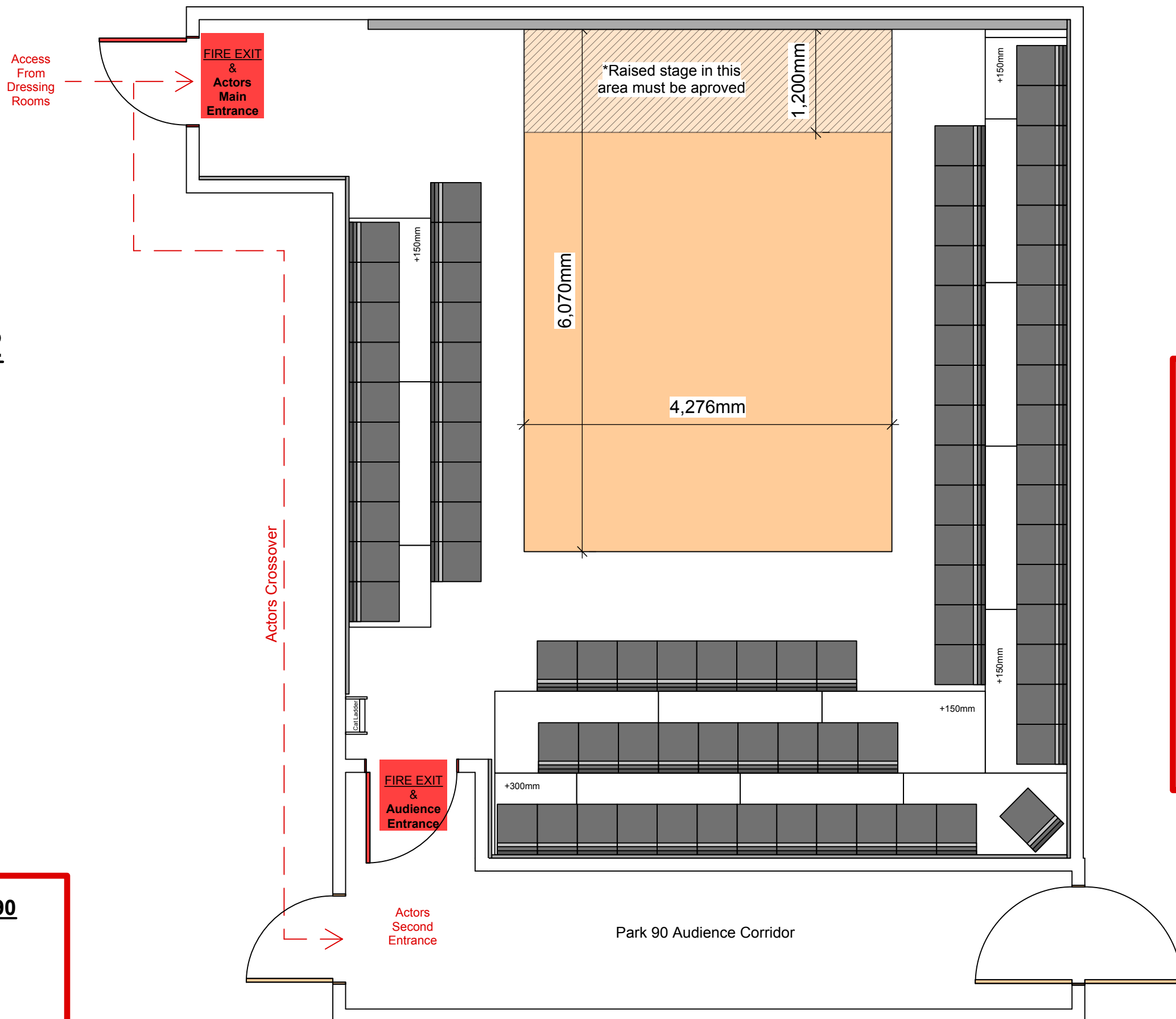
Park Theatre

Clifton Terrace
Finsbury Park
London
N4 3JP

PARK
THEATRE CAFE BAR

THRUST 2

82 Seats



***SET DESIGN - PLEASE NOTE:**

If you plan to raise the stage above floor level in the hatched area of the playing space shown on this seating configuration - this will need to be Risk Assessed by yourselves and must be approved by Park Technical.

In addition, if you raise the floor here you may need to provide an ASM at stage level to oversee your Risk Assessed Fire Evacuation Plan.

Park Theatre, Park90
January 2018

SCALE - 1:50 @ A3

Technical Manager
sacha.queiroz@parktheatre.co.uk

Deputy Technical Manager
neal.gray@parktheatre.co.uk

Park Theatre
Clifton Terrace
Finsbury Park
London
N4 3JP



L SHAPE

92 Seats

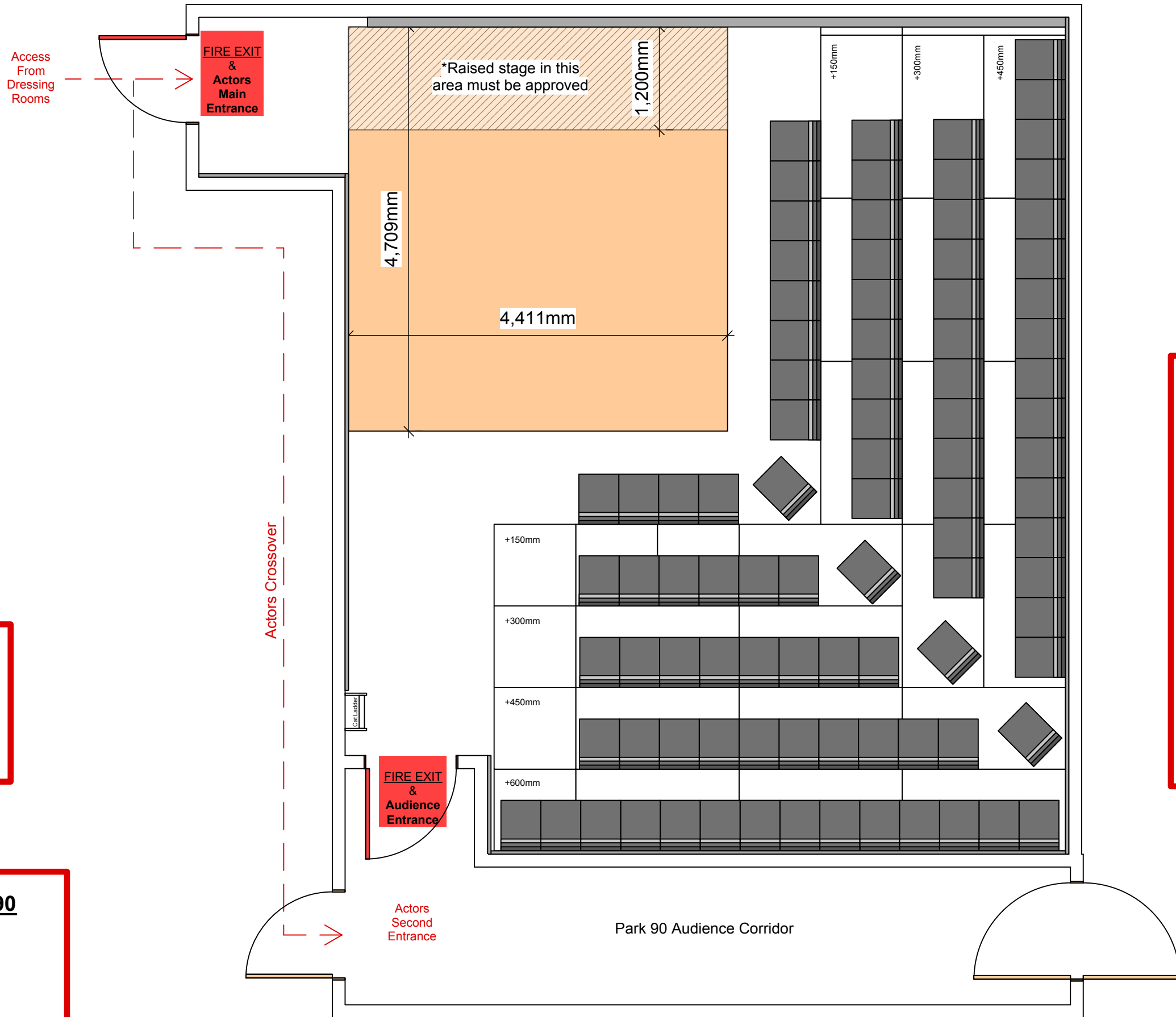
Navigation Design Layers
These are labeled and should give you good functionality to create your plans.

Park Theatre, Park90
January 2018

SCALE - 1:50 @ A3

Technical Manager
sacha.queiroz@parktheatre.co.uk

Deputy Technical Manager
neal.gray@parktheatre.co.uk



***SET DESIGN - PLEASE NOTE:**

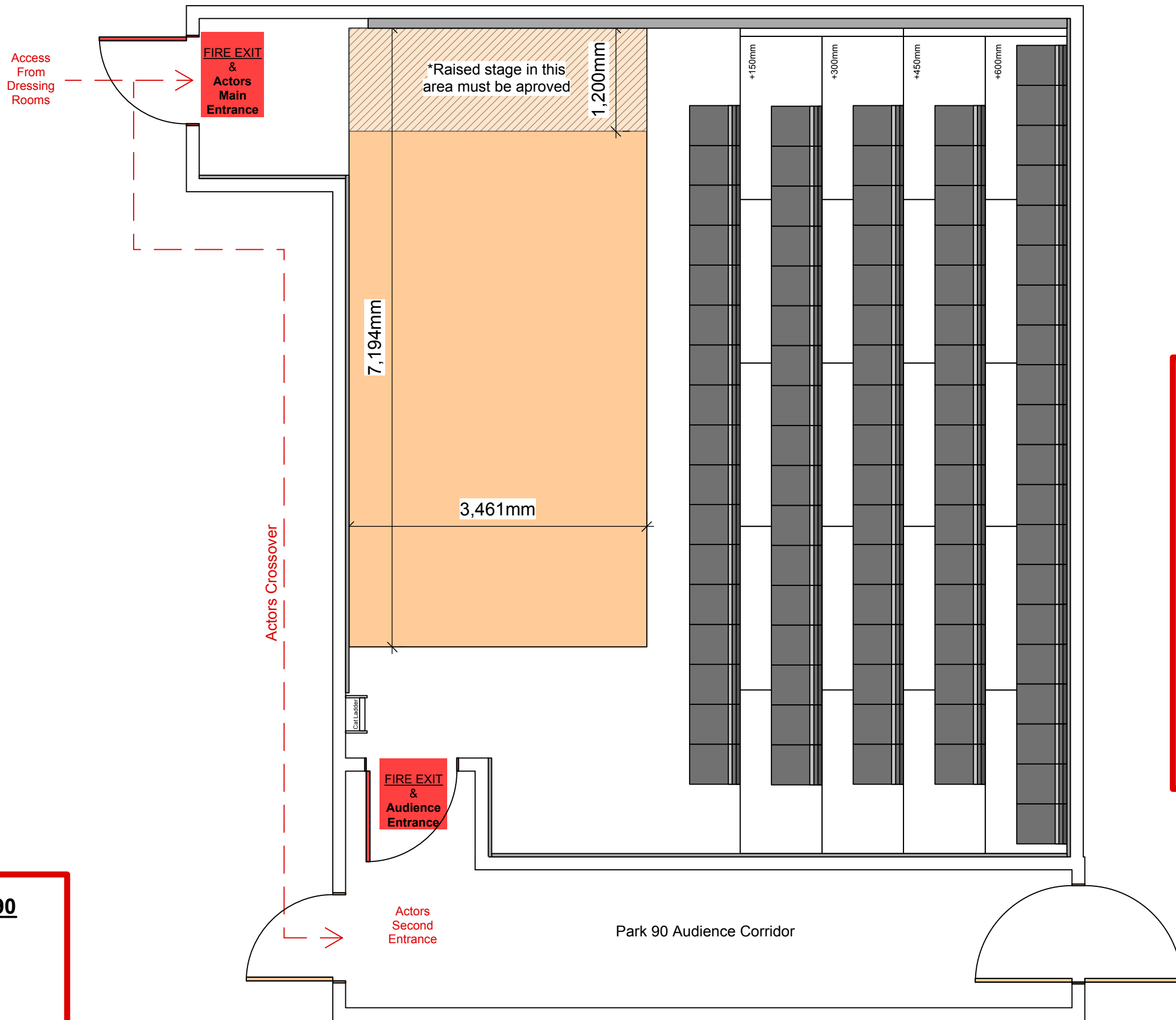
If you plan to raise the stage above floor level in the hatched area of the playing space shown on this seating configuration - this will need to be Risk Assessed by yourselves and must be approved by Park Technical.

In addition, if you raise the floor here you may need to provide an ASM at stage level to oversee your Risk Assessed Fire Evacuation Plan.

Park Theatre
Clifton Terrace
Finsbury Park
London
N4 3JP



END ON
88 Seats



***SET DESIGN - PLEASE NOTE:**

If you plan to raise the stage above floor level in the hatched area of the playing space shown on this seating configuration - this will need to be Risk Assessed by yourselves and must be approved by Park Technical.

In addition, if you raise the floor here you may need to provide an ASM at stage level to oversee your Risk Assessed Fire Evacuation Plan.

Park Theatre, Park90
January 2018

SCALE - 1:50 @ A3

Technical Manager
sacha.queiroz@parktheatre.co.uk

Deputy Technical Manager
neal.gray@parktheatre.co.uk

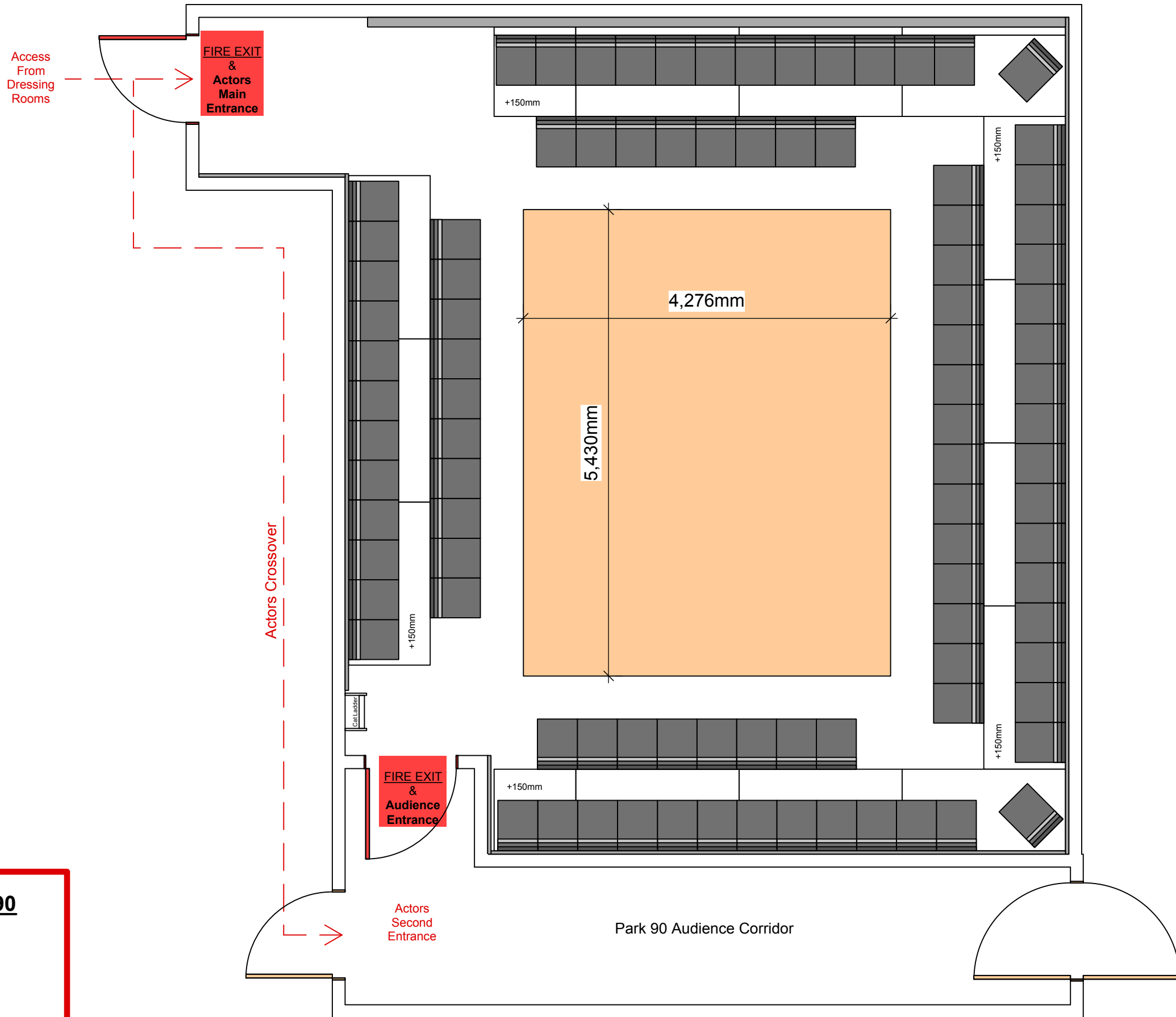
Park Theatre

Clifton Terrace
Finsbury Park
London
N4 3JP



IN THE ROUND

94 Seats



Park Theatre, Park90
January 2018

SCALE - 1:50 @ A3

Technical Manager
sacha.queiroz@parktheatre.co.uk

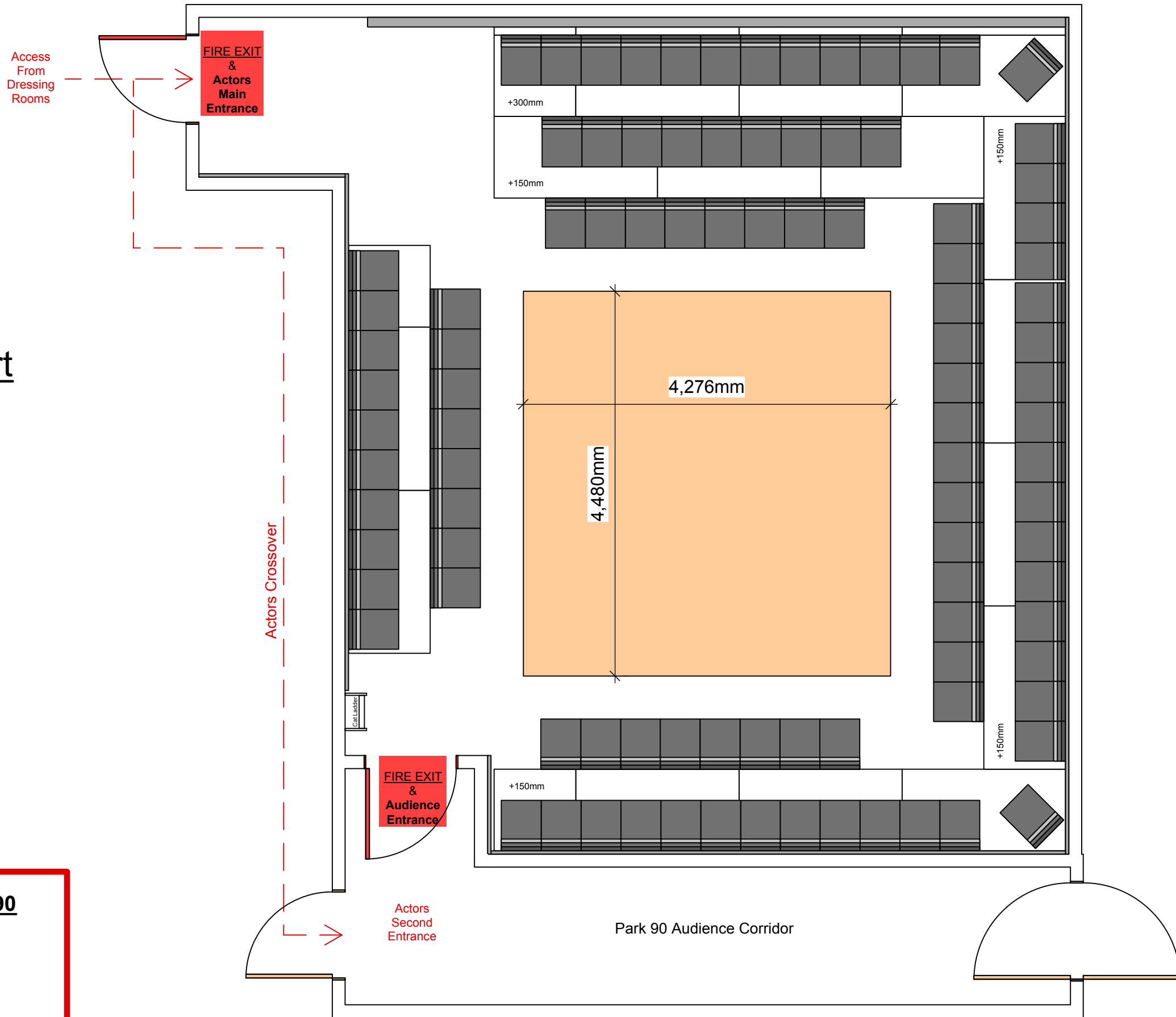
Deputy Technical Manager
neal.gray@parktheatre.co.uk

Park Theatre
Clifton Terrace
Finsbury Park
London
N4 3JP



IN THE
ROUND
(Extra Short
Row)

98 Seats



Park Theatre, Park90

January 2018

SCALE - 1:50 @ A3

Technical Manager

sacha.queiroz@parktheatre.co.uk

Deputy Technical Manager

neal.gray@parktheatre.co.uk

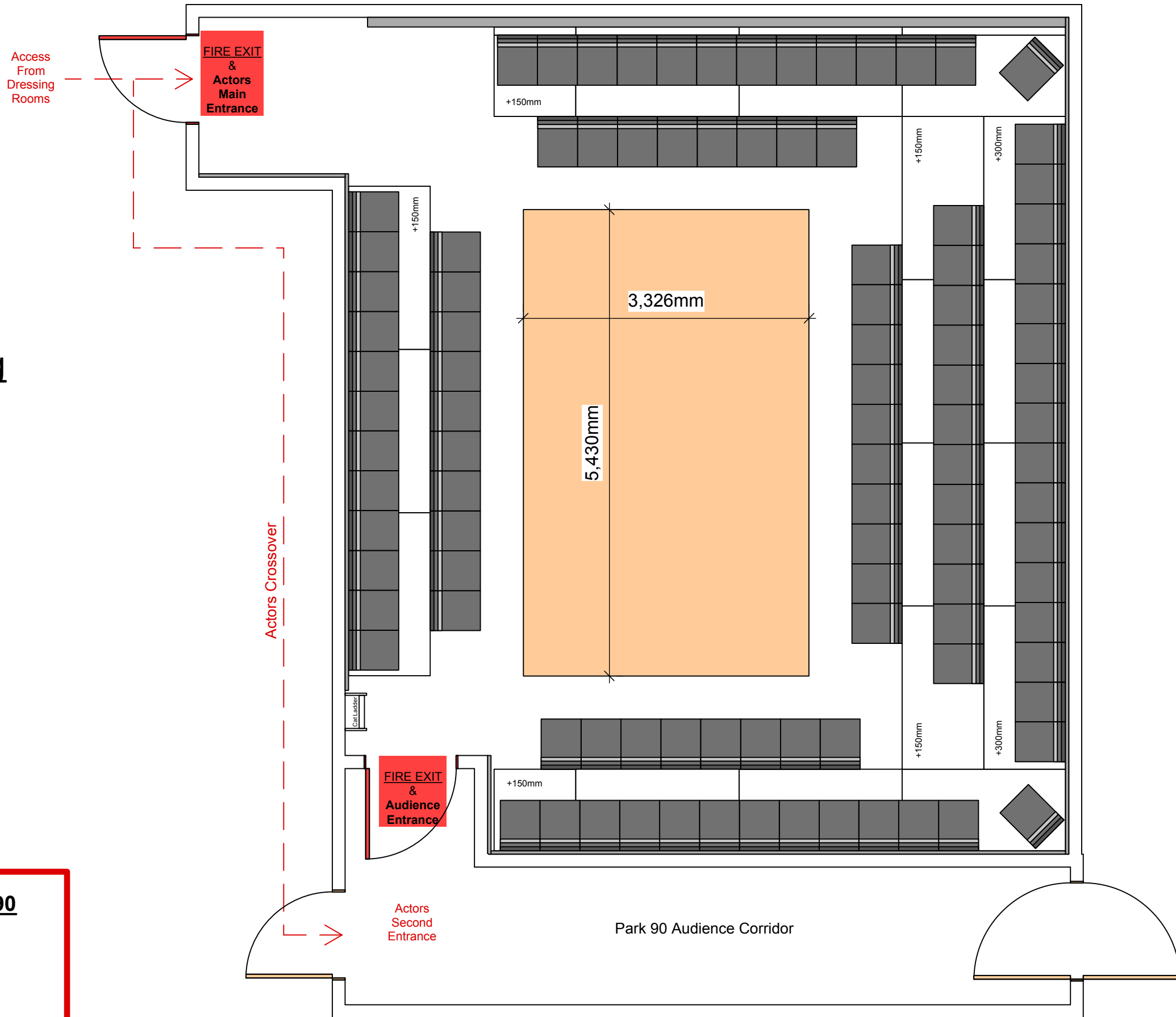
Park Theatre

Clifton Terrace
Finsbury Park
London
N4 3JP

PARK
THEATRE CAFE BAR

IN THE
ROUND
(Extra Long
Row)

102 Seats



Park Theatre, Park90

January 2018

SCALE - 1:50 @ A3

Technical Manager

sacha.queiroz@parktheatre.co.uk

Deputy Technical Manager

neal.gray@parktheatre.co.uk

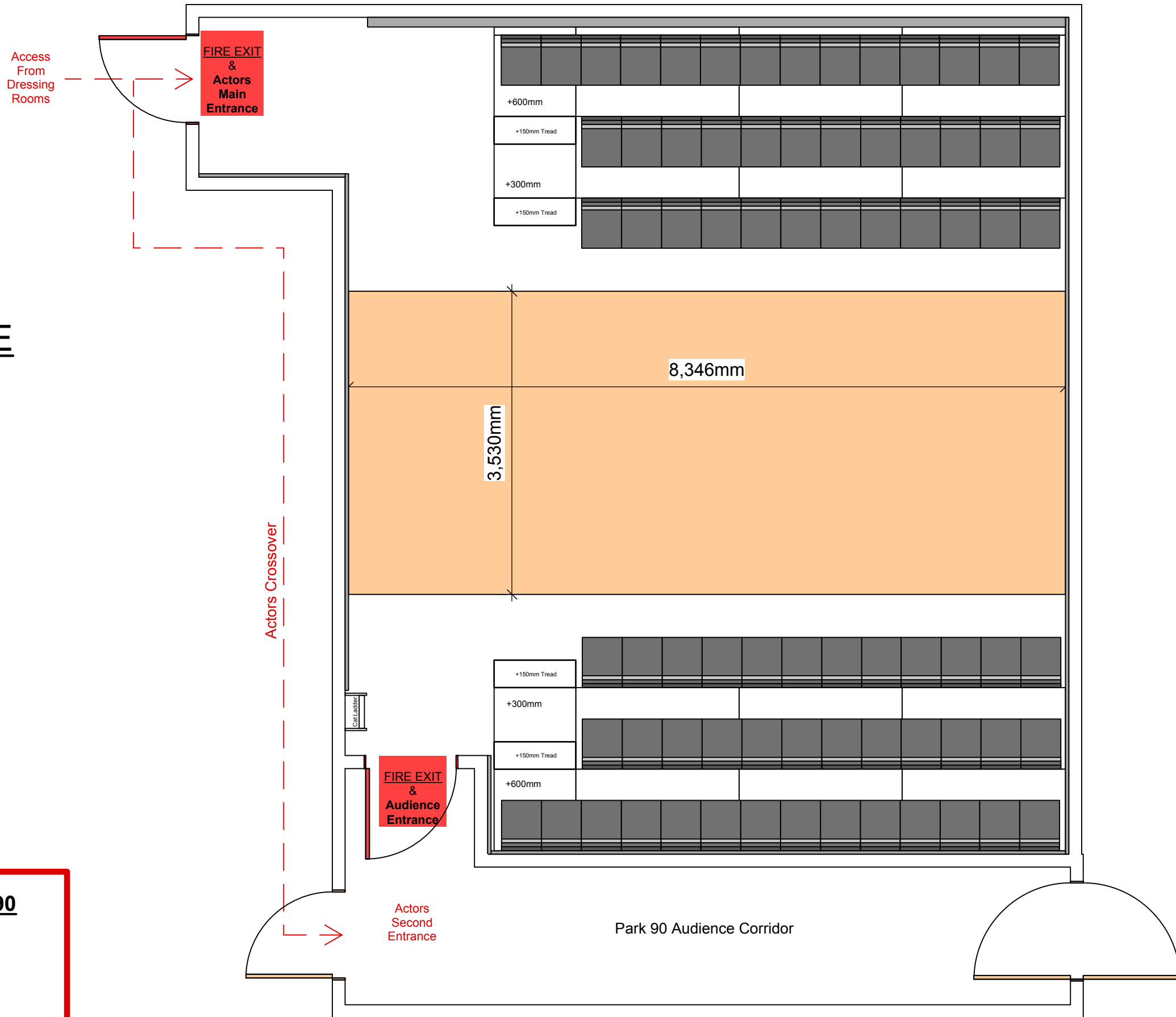
Park Theatre

Clifton Terrace
Finsbury Park
London
N4 3JP

PARK
THEATRE CAFE BAR

TRAVERSE

76 Seats



Park Theatre, Park90
January 2018

SCALE - 1:50 @ A3

Technical Manager
sacha.queiroz@parktheatre.co.uk

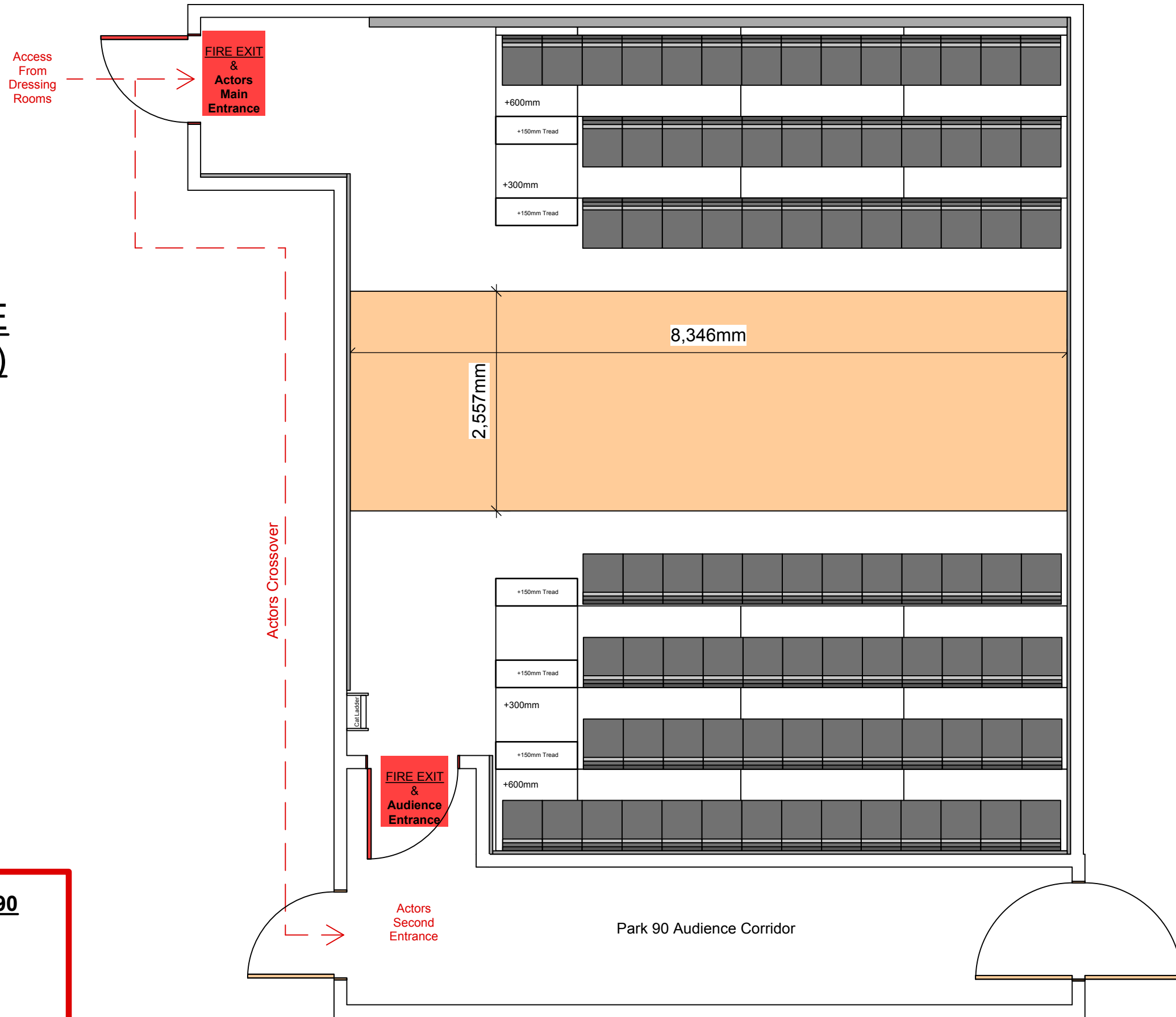
Deputy Technical Manager
neal.gray@parktheatre.co.uk

Park Theatre
Clifton Terrace
Finsbury Park
London
N4 3JP



TRAVERSE (Extra Row)

88 Seats



Park Theatre, Park90

January 2018

SCALE - 1:50 @ A3

Technical Manager

sacha.queiroz@parktheatre.co.uk

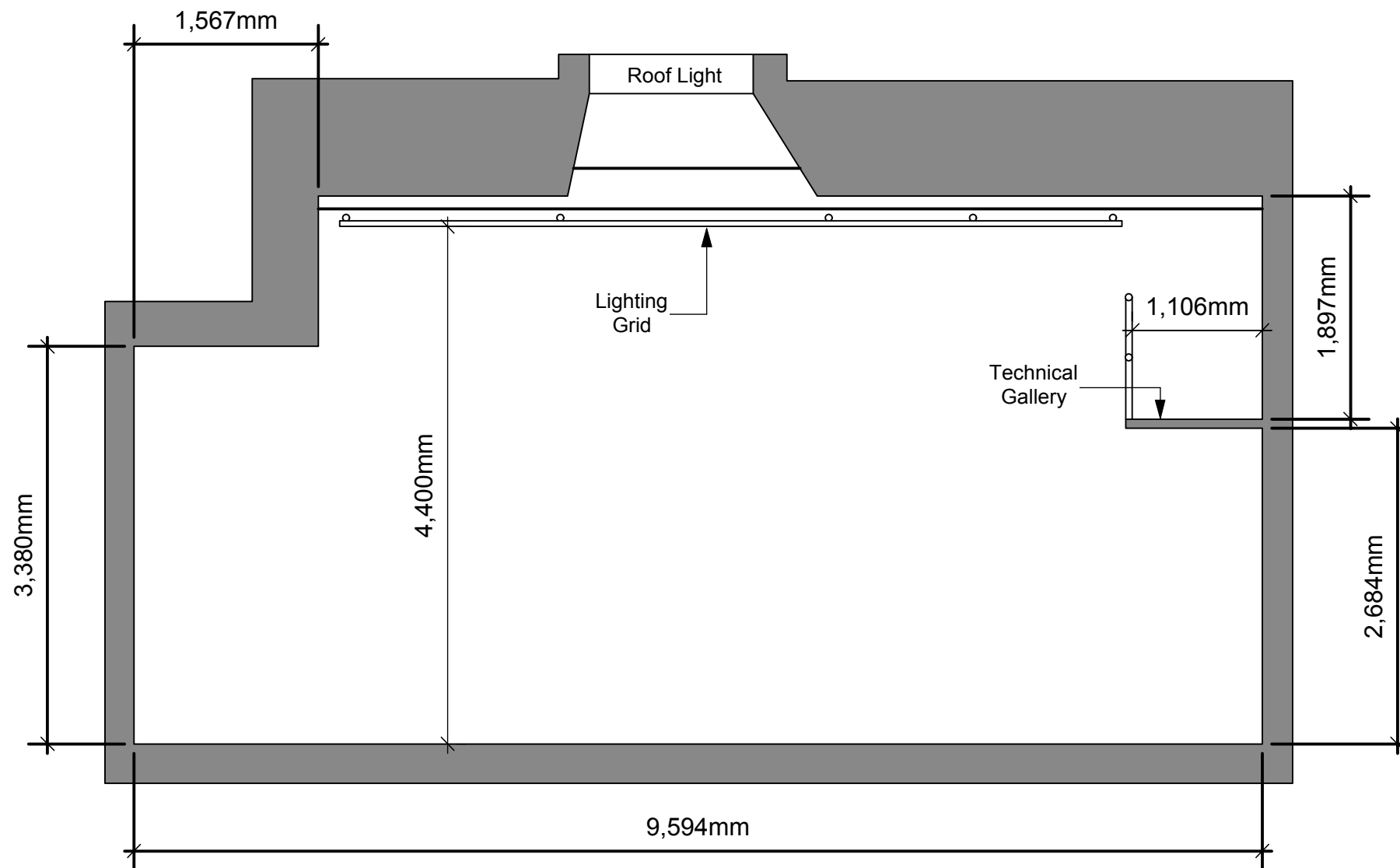
Deputy Technical Manager

neal.gray@parktheatre.co.uk

Park Theatre

Clifton Terrace
Finsbury Park
London
N4 3JP

PARK
THEATRE CAFE BAR



Section Through Park 90

Park Theatre, Park90

January 2018

SCALE - 1:50 @ A3

Technical Manager

sacha.queiroz@parktheatre.co.uk

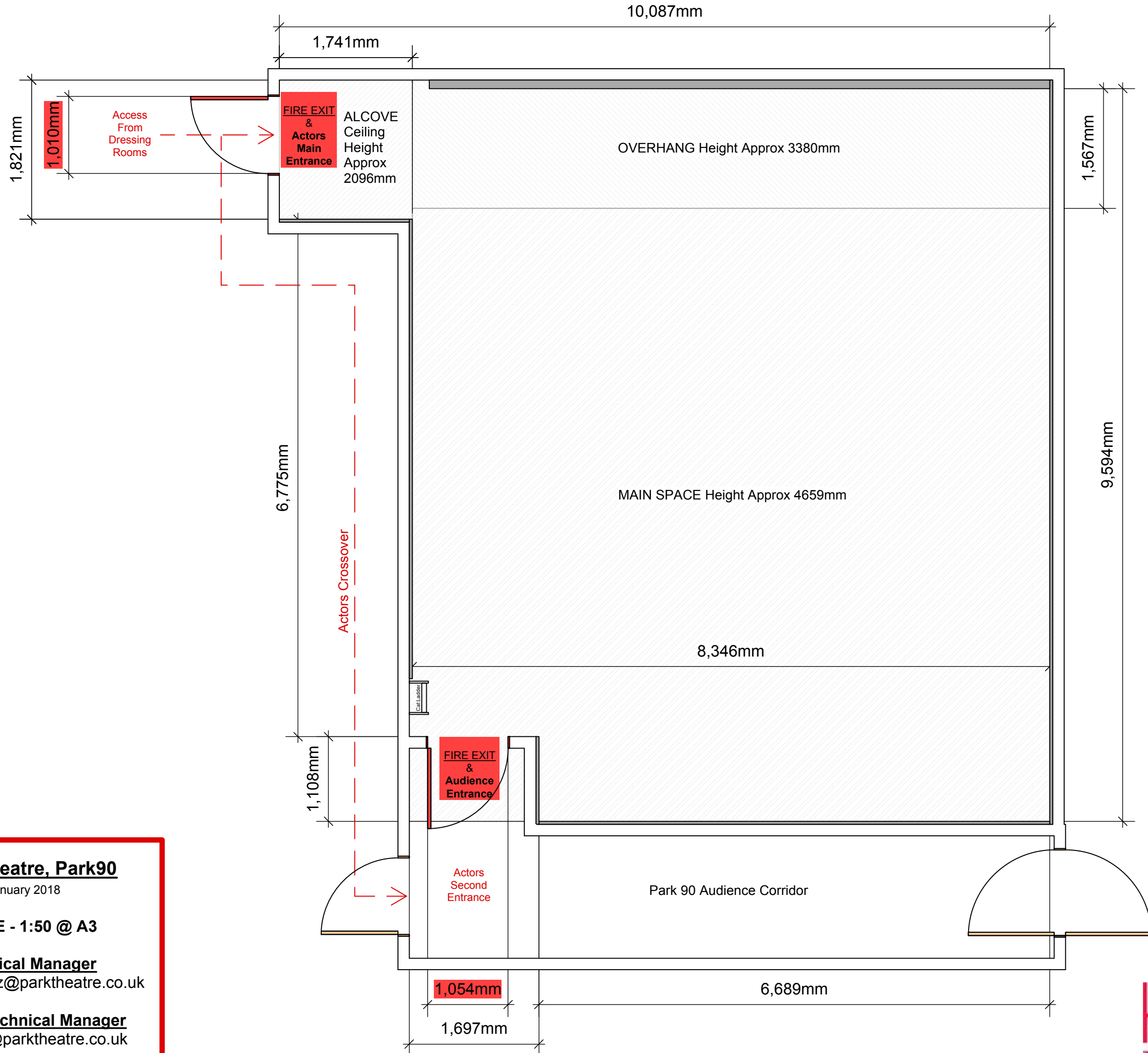
Deputy Technical Manager

neal.gray@parktheatre.co.uk

Park Theatre

Clifton Terrace
Finsbury Park
London
N4 3JP

PARK
THEATRE CAFE BAR



Park Theatre, Park90
 January 2018

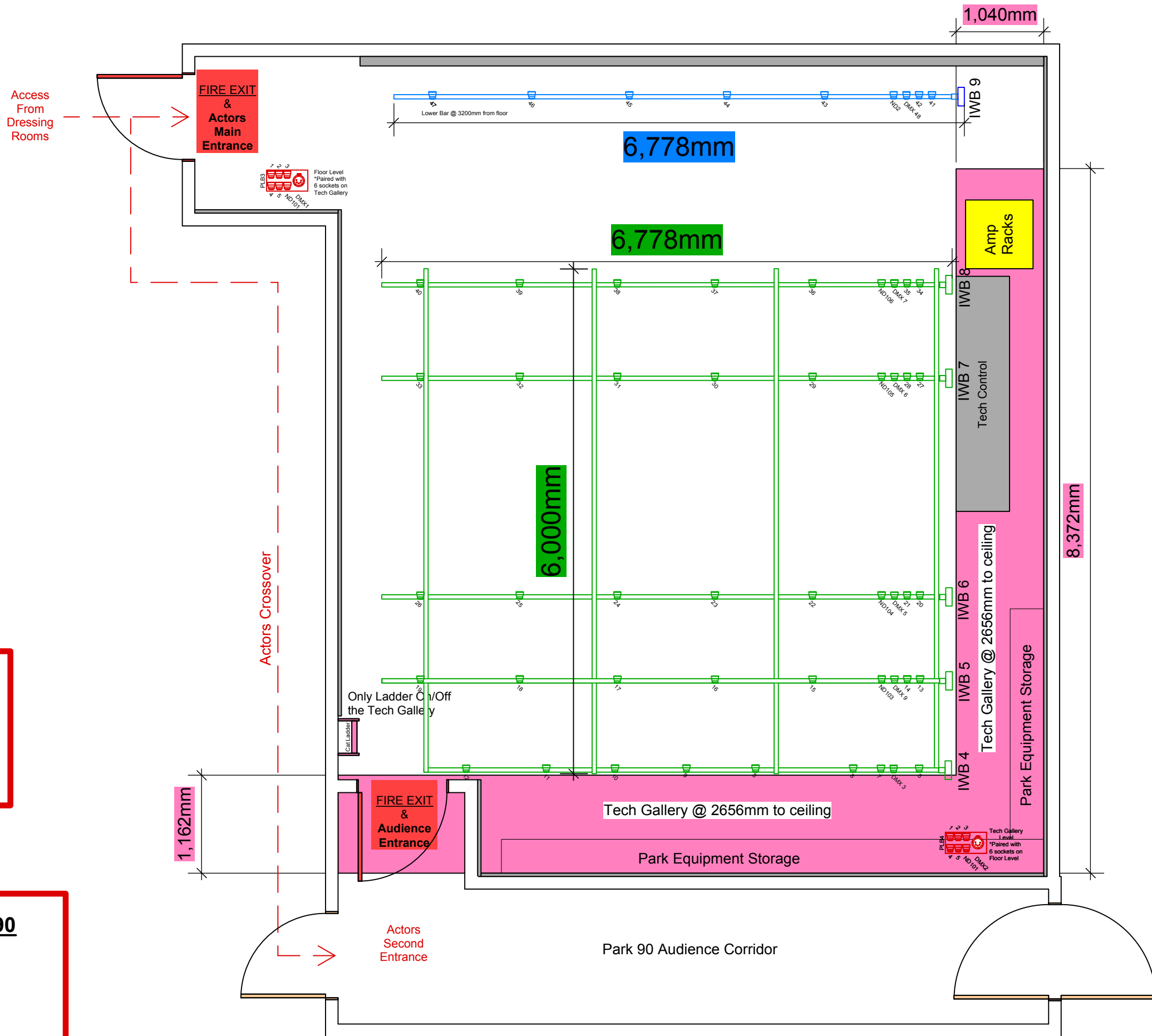
SCALE - 1:50 @ A3

Technical Manager
 sacha.queiroz@parktheatre.co.uk

Deputy Technical Manager
 neal.gray@parktheatre.co.uk

Park Theatre
 Clifton Terrace
 Finsbury Park
 London
 N4 3JP





LX DESIGN - PLEASE NOTE:

LX Bars in **GREEN** are approx 4400mm from floor level.

LX Bar in **BLUE** are approx 3200mm from floor level.

Navigation Design Layers

These are labeled and should give you good functionality to create your plans.

Park Theatre, Park90
January 2018

SCALE - 1:50 @ A3

Technical Manager
sacha.queiroz@parktheatre.co.uk

Deputy Technical Manager
neal.gray@parktheatre.co.uk

Park Theatre

Clifton Terrace
Finsbury Park
London
N4 3JP

